







FCS Bloemfontein
8 Mil Street, Hamilton, Bloemfontein
Free State | (051) 492 1716

FCS Gauteng
Unit 6, Promona Junction, C/o Cretion Str & Constantia Ave
Kempston Park 1619 | (051) 492 1716

FCS Upington
De Drift Plaza, Louisvale Ave. Olyvenhoutsdrift, Upington
Northern Cape | (051) 492 1716

CLAMPS:S/S CASCADE			
Group 45	Item Code	Description	Unit Price
STAINLESS STEEL SADDLE 1"   	CS1-0220-1	45-55MM X 1" SS SADDLE	R 612.00
	CS1-0238-1	59-67MM X 1" SS SADDLE	R 618.00
	CS1-0288-1	69-76MM X 1" SS SADDLE	R 621.00
	CS1-0300-1	75-83MM X 1" SS SADDLE	R 625.00
	CS1-0350-1	87-93MM X 1" SS SADDLE	R 639.00
	CS1-0375-1	95-104MM X 1" SS SADDLE	R 643.00
	CS1-0440-1	104-113MM X 1" SS SADDLE	R 647.00
	CS1-0450-1	113-120MM X 1" SS SADDLE	R 652.00
	CS1-0480-1	121-130MM X 1" SS SADDLE	R 657.00
	CS1-0500-1	126-136MM X 1" SS SADDLE	R 705.00
	CS1-0520-1	130-142MM X 1" SS SADDLE	R 708.00
	CS1-0600-1	150-161MM X 1" SS SADDLE	R 721.00
	CS1-0663-1	167-176MM X 1" SS SADDLE	R 726.00
	CS1-0690-1	174-183MM X 1" SS SADDLE	R 732.00
	CS1-0710-1	179-189MM X 1" SS SADDLE	POA
	CS1-0745-1	189-199MM X 1" SS SADDLE	R 737.00
	CS1-0790-1	196-205MM X 1" SS SADDLE	R 741.00
	CS1-0800-1	202-212MM X 1" SS SADDLE	R 744.00
	CS1-0863-1	218-228MM X 1" SS SADDLE	R 751.00
	CS1-0900-1	229-238MM X 1" SS SADDLE	R 756.00
	CS1-0905-1	236-245MM X 1" SS SADDLE	R 761.00
	CS2-1000-1	248-257MM X 1" SS SADDLE	R 983.00
	CS2-1075-1	271-281MM X 1" SS SADDLE	R 995.00
	CS2-1110-1	281-290MM X 1" SS SADDLE	R 998.00
	CS2-1140-1	288-298MM X 1" SS SADDLE	R 1,003.00
	CS2-1175-1	298-309MM X 1" SS SADDLE	R 1,008.00
	CS2-1200-1	304-314MM X 1" SS SADDLE	R 1,011.00
	CS2-1220-1	312-322MM X 1" SS SADDLE	R 1,016.00
	CS2-1275-1	322-330MM X 1" SS SADDLE	R 1,020.00
	CS2-1320-1	331-337MM X 1" SS SADDLE	POA
	CS2-1340-1	332-343MM X 1" SS SADDLE	R 1,025.00
	CS2-1370-1	342-356MM X 1" SS SADDLE	R 1,033.00
	CS2-1400-1	356-365MM X 1" SS SADDLE	R 1,038.00
STAINLESS STEEL SADDLE 2" 	CS1-0375-2	95-104MM X 2" SS SADDLE	R 812.00
	CS1-0440-2	104-113MM X 2" SS SADDLE	R 817.00
	CS1-0450-2	113-120MM X 2" SS SADDLE	R 823.00
	CS1-0480-2	121-130MM X 2" SS SADDLE	R 828.00
	CS1-0500-2	126-136MM X 2" SS SADDLE	R 877.00
	CS1-0520-2	130-142MM X 2" SS SADDLE	R 880.00
	CS1-0600-2	150-161MM X 2" SS SADDLE	R 896.00
	CS1-0663-2	167-176MM X 2" SS SADDLE	R 901.00
	CS1-0690-2	174-183MM X 2" SS SADDLE	R 910.00
	CS1-0710-2	179-189MM X 2" SS SADDLE	POA
	CS1-0745-2	189-199MM X 2" SS SADDLE	R 915.00
	CS1-0790-2	196-205MM X 2" SS SADDLE	R 920.00
	CS1-0800-2	202-212MM X 2" SS SADDLE	R 923.00
	CS1-0863-2	218-228MM X 2" SS SADDLE	R 933.00
	CS1-0900-2	229-238MM X 2" SS SADDLE	R 939.00
	CS1-0905-2	236-245MM X 2" SS SADDLE	R 943.00
	CS2-1000-2	248-257MM X 2" SS SADDLE	R 1,167.00
CS2-1075-2	271-281MM X 2" SS SADDLE	R 1,180.00	
CS2-1110-2	281-290MM X 2" SS SADDLE	R 1,185.00	

CLAMPS:S/S CASCADE			
Group 45	Item Code	Description	Unit Price
STAINLESS STEEL SADDLE 2" 	CS2-1140-2	288-298MM X 2" SS SADDLE	R 1,191.00
	CS2-1175-2	298-309MM X 2" SS SADDLE	R 1,197.00
	CS2-1200-2	304-314MM X 2" SS SADDLE	R 1,200.00
	CS2-1220-2	312-322MM X 2" SS SADDLE	R 1,207.00
	CS2-1275-2	322-330MM X 2" SS SADDLE	R 1,211.00
	CS2-1320-2	331-337MM X 2" SS SADDLE	POA
	CS2-1340-2	332-343MM X 2" SS SADDLE	R 1,217.00
	CS2-1370-2	342-356MM X 2" SS SADDLE	R 1,227.00
	CS2-1400-2	356-365MM X 2" SS SADDLE	R 1,233.00
	STAINLESS STEEL SADDLE 2" 	CS2-3-1	75-100MM X 1" SS SADDLE 2-P
CS2-4-1		110-135MM X 1" SS SADDLE 2-P	R 837.00
CS2-6-1		160-190MM X 1" SS SADDLE 2-P	R 867.00
CS2-8-1		200-235MM X 1" SS SADDLE 2-P	R 877.00
CS2-9-1		240-265MM X 1" SS SADDLE 2-P	R 953.00
CS2-10-1		270-300MM X 1" SS SADDLE 2-P	R 976.00
CS2-11-1		300-330MM X 1" SS SADDLE 2-P	R 978.00
CS2-12-1		330-360MM X 1" SS SADDLE 2-P	R 991.00
CS2-4-2		110-135MM X 2" SS SADDLE 2-P	R 1,019.00
CS2-6-2		160-190MM X 2" SS SADDLE 2-P	R 1,054.00
CS2-8-2		200-235MM X 2" SS SADDLE 2-P	R 1,067.00
CS2-9-2		240-265MM X 2" SS SADDLE 2-P	R 1,144.00
CS2-10-2		270-300MM X 2" SS SADDLE 2-P	R 1,171.00
CS2-11-2		300-330MM X 2" SS SADDLE 2-P	R 1,174.00
CS2-12-2		330-360MM X 2" SS SADDLE 2-P	R 1,190.00
STAINLESS STEEL FULL CLAMP 		CR1-0220-06	45-55MM SS F/CLAMP-150
	CR1-0238-06	59-67MM SS F/CLAMP-150	R 410.00
	CR1-0288-06	69-76MM SS F/CLAMP-150	R 424.00
	CR1-0300-06	75-83MM SS F/CLAMP-150	R 427.00
	CR1-0350-06	87-93MM SS F/CLAMP-150	R 456.00
	CR1-0375-08	95-104MM SS F/CLAMP-200	R 582.00
	CR1-0440-08	104-113MM SS F/CLAMP-200	R 600.00
	CR1-0450-08	113-120MM SS F/CLAMP-200	R 628.00
	CR1-0480-08	121-130MM SS F/CLAMP-200	R 635.00
	CR1-0500-08	126-136MM SS F/CLAMP-200	R 696.00
	CR1-0520-08	130-142MM SS F/CLAMP-200	R 702.00
	CR1-0590-08	145-155MM SS F/CLAMP-200	R 756.00
	CR1-0600-08	150-161MM SS F/CLAMP-200	R 765.00
	CR1-0600-12	150-161MM SS F/CLAMP-300	R 1,100.00
	CR1-0663-08	167-176MM SS F/CLAMP-200	R 812.00
	CR1-0663-12	167-176MM SS F/CLAMP-300	R 1,173.00
	CR1-0690-08	174-183MM SS F/CLAMP-200	R 824.00
	CR1-0690-12	174-183MM SS F/CLAMP-300	R 1,191.00
	CR1-0710-08	179-189MM SS F/CLAMP-200	R 824.00
	CR1-0745-08	189-199MM SS F/CLAMP-200	R 841.00
CR1-0790-08	196-205MM SS F/CLAMP-200	R 886.00	
CR1-0790-12	196-205MM SS F/CLAMP-300	R 1,318.00	
CR1-0800-08	202-212MM SS F/CLAMP-200	R 891.00	
CR1-0863-08	218-228MM SS F/CLAMP-200	R 938.00	
CR1-0863-12	218-228MM SS F/CLAMP-300	R 1,353.00	

CLAMPS:S/S CASCADE			
Group 45	Item Code	Description	Unit Price
STAINLESS STEEL FULL CLAMP 	CR1-0900-08	229-238MM SS F/CLAMP-200	R 956.00
	CR1-0900-12	229-238MM SS F/CLAMP-300	R 1,368.00
	CR1-0905-08	236-245MM SS F/CLAMP-200	R 964.00
	CR1-0905-12	236-245MM SS F/CLAMP-300	R 1,379.00
	CR1-1000-12	248-257MM SS F/CLAMP-300	R 1,431.00
	CR1-1040-12	254-264MM SS F/CLAMP-300	R 1,441.00
	CR1-1075-12	271-281MM SS F/CLAMP-300	R 1,527.00
	CR1-1110-12	281-290MM SS F/CLAMP-300	R 1,543.00
	CR1-1140-12	288-298MM SS F/CLAMP-300	R 1,551.00
	CR1-1175-12	298-309MM SS F/CLAMP-300	R 1,624.00
	CR1-1200-12	304-314MM SS F/CLAMP-300	R 1,787.00
	CR1-1220-12	312-322MM SS F/CLAMP-300	R 1,821.00
	CR1-1275-12	322-330MM SS F/CLAMP-300	R 1,876.00
	CR1-1275-16	322-330MM SS F/CLAMP-400	R 2,542.00
	CR1-1320-16	331-337MM SS F/CLAMP-400	R 2,575.00
	CR1-1340-16	332-343MM SS F/CLAMP-400	R 2,582.00
	CR1-1370-16	342-356MM SS F/CLAMP-400	R 2,708.00
	CR1-1370-16	342-356MM SS F/CLAMP-400	R 2,708.00
	CR1-1400-16	356-365MM SS F/CLAMP-400	R 2,761.00
	STAINLESS STEEL HALF CLAMP 	CFC-084-03	21.1-21.7MM SS H/CLAMP-75
CFC-084-06		21.1-21.7 MM SS H/CLAMP-150	R 185.00
CFC-105-03		26.6-27.2MM SS H/CLAMP-75	R 112.00
CFC-105-06		26.6-27.2MM SS H/CLAMP-150	R 185.00
CFC-132-03		33.4-34.2MM SS H/CLAMP-75	R 130.00
CFC-132-06		33.4-34.2MM SS H/CLAMP-150	R 222.00
CFC-160-03		42.0-42.8MM SS H/CLAMP-75	R 141.00
CFC-160-06		42.0-42.8MM SS H/CLAMP-150	R 241.00
CFC-190-03		48.0-48.8MM SS H/CLAMP-75	R 169.00
CFC-190-06		48.0-48.8MM SS H/CLAMP-150	R 299.00
STAINLESS STEEL JUNIOR FULL CLAMP 	CFW-15G3	21.1-21.7 SS JUNIOR F/CLAMP	R 184.00
	CFW-15G6	21.1-21.7 SS JUNIOR F/CLAMP	R 333.00
	CFW-20G3	26.6-27.2SS JUNIOR F/CLAMP	R 192.00
	CFW-20G6	26.6-27.2 SS JUNIOR F/CLAMP	R 353.00
	CFW-25G3	33.4-34.2 SS JUNIOR F/CLAMP	R 200.00
	CFW-25G6	33.4-34.2 SS JUNIOR F/CLAMP	R 365.00
	CFW-32G3	42.0-42.8 SS JUNIOR F/CLAMP	R 210.00
	CFW-32G6	42.0-42.8 SS JUNIOR F/CLAMP	R 387.00